

Luminaire Photograph



Light Output Ratio:	60.8%	
Luminaire Power:	20.14 W	
SHR Nominal:	0.75	Calculated using the TM5
SHR Maximum:	0.80	fine grid method.

C Range: 0 - 360DEG
C Interval: 30.0DEG
Test Speed: HIGH
Temperature: 25.3 °C
Operators: zoe
Test Date: 2023-6-12

Range: 0 - 180DEG
Interval: 1.0DEG
Test System: EVERFINE GO-SPEX500_V1 SYSTEM V2.00.461
Humidity: 65.0%
Test Distance: 3.160m [K=1.0000]
Remarks: LAMP: BXRE-30H1000-A-83 Ra: 97
LENS: HLTJ00281 HL-52 55R
DRIVER: TDI018NA050EF 500mA
30minutes warm-up

LUMINOUS INTENSITY DISTRIBUTION DIAGRAM

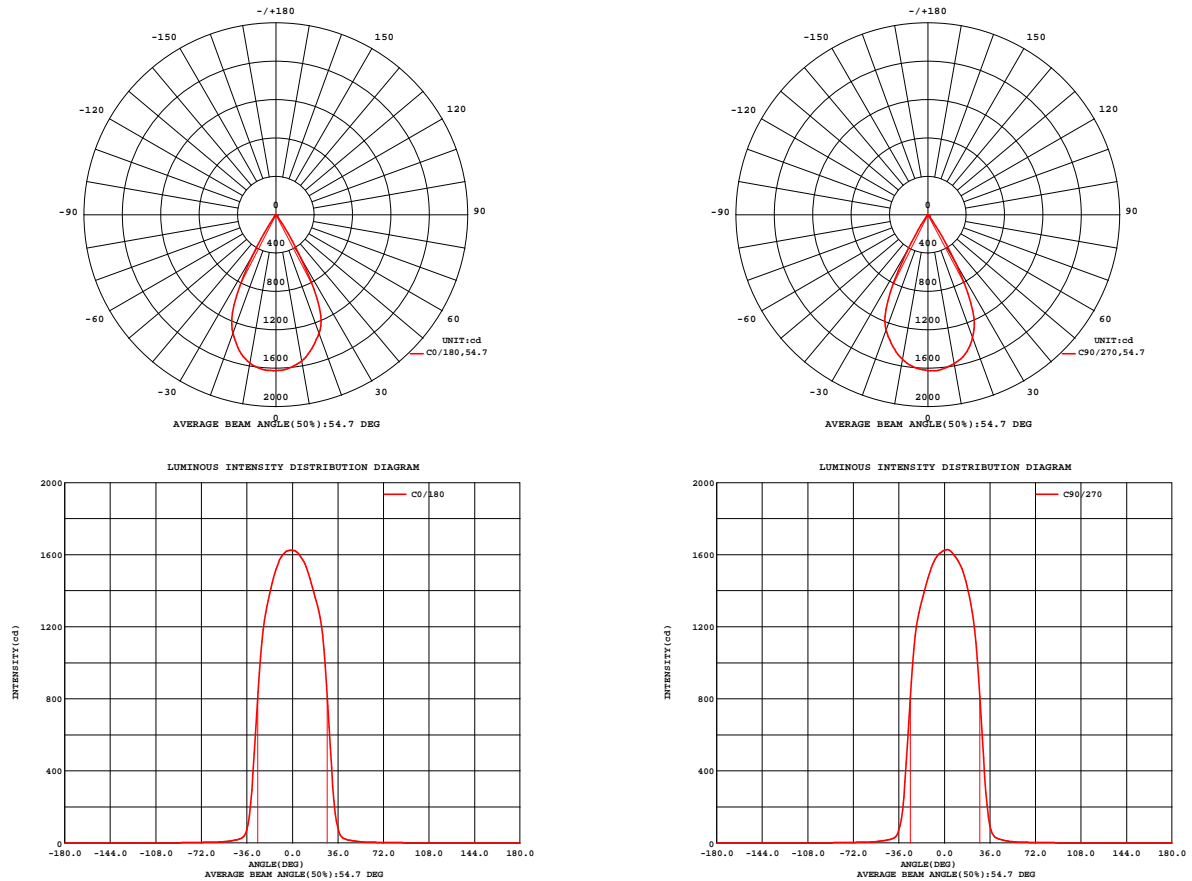


Fig. C0/C180

Fig. C90/C270

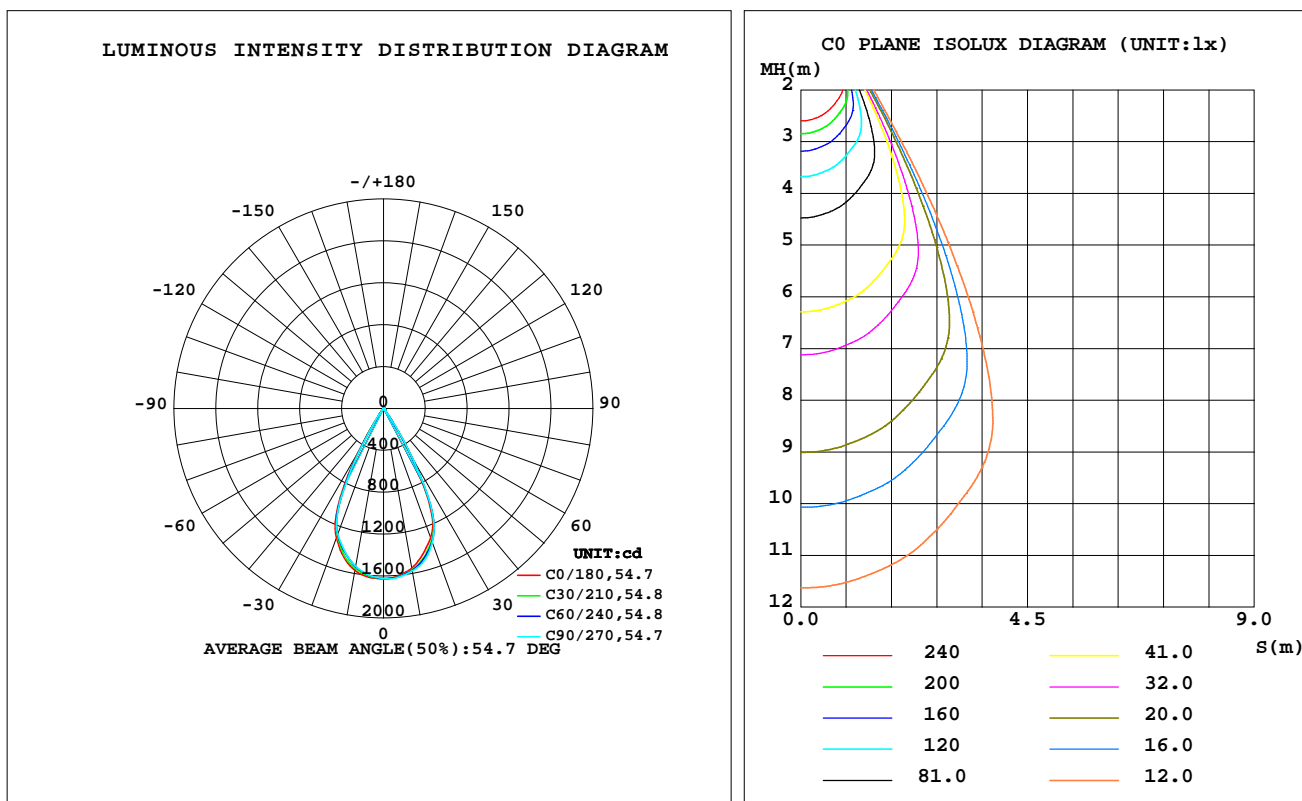
C Range: 0 - 360DEG
C Interval: 30.0DEG
Test Speed: HIGH
Temperature: 25.3 °C
Operators: zoe
Test Date: 2023-6-12

Range: 0 - 180DEG
Interval: 1.0DEG
Test System: EVERFINE GO-SPEX500_V1 SYSTEM V2.00.461
Humidity: 65.0%
Test Distance: 3.160m [K=1.0000]
Remarks: LAMP: BXRE-30H1000-A-83 Ra: 97
LENS: HLTJ00281 HL-52 55R
DRIVER: TDI018NA050EF 500mA
30minutes warm-up

LUMINAIRE PHOTOMETRIC TEST REPORT

Test:U:120.19V I:0.1694A P:20.141W PF:0.9875 Freq:59.98Hz Lamp Flux:1877.8x1 lm		
NAME: 2319.201Z-H3AM-500	TYPE:	WEIGHT:
SPEC.: 3000K	DIM.:	SERIAL No.: 2306120763
MFR.: RISE	SUR.: 0.002826m2	Shielding Angle:

DATA OF LAMP		PHOTOMETRIC DATA Eff: 56.65 lm/W			
MODEL	Brideglux	Imax(cd)	1629	S/MH(C0/180)	0.79
NOMINAL POWER(W)	20	LOR(%)	60.8	S/MH(C90/270)	0.77
RATED VOLTAGE(V)	120	TOTAL FLUX(lm)	1140.9	UP,DN(C0-180)	0.0,31.4
NOMINAL FLUX(lm)	1877.8	CIE CLASS	DIRECT	UP,DN(C180-360)	0.0,29.3
LAMPS INSIDE	1	up(%)	0.0	CIBSE SHR NOM	0.75
TEST VOLTAGE(V)	120	down(%)	60.8	CIBSE SHR MAX	0.80



C Range: 0 - 360DEG
C Interval: 30.0DEG
Test Speed: HIGH
Temperature:25.3℃
Operators:zoe
Test Date:2023-6-12

Range: 0 - 180DEG
Interval: 1.0DEG
Test System:EVERFINE GO-SPEX500_V1 SYSTEM V2.00.461
Humidity:65.0%
Test Distance:3.160m [K=1.0000]
Remarks: LAMP:BXRE-30H1000-A-83 Ra:97
LENS:HLTJ00281 HL-52 55R
DRIVER: TDI018NA050EF 500mA
30minutes warm-up

ZONAL FLUX DIAGRAM

ZONAL FLUX DIAGRAM:

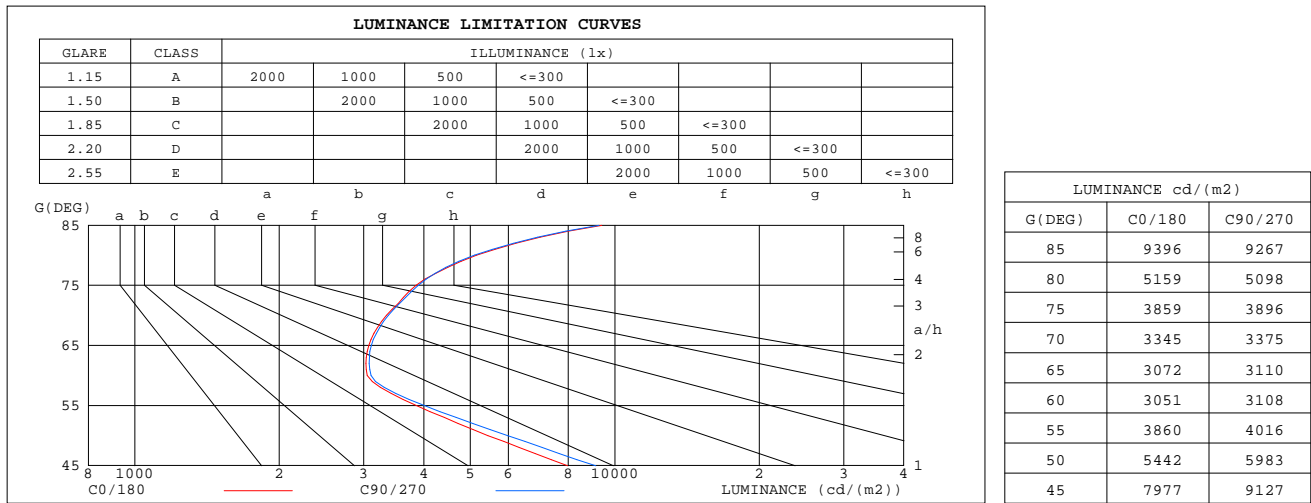
	C0	C45	C90	C135	C180	C225	C270	C315		zone	total	%lum,lamp
10	1549	1568	1575	1580	1570	1543	1530	1530	0- 10	151.8	151.8	13.3,8.08
20	1315	1348	1363	1350	1315	1286	1279	1289	10- 20	407.9	559.7	49.1,29.8
30	526.5	570.2	583.0	549.9	496.6	457.5	443.2	465.8	20- 30	450.8	1010	88.6,53.8
40	28.38	33.74	33.50	30.22	27.20	26.75	26.74	26.29	30- 40	101.8	1112	97.5,59.2
50	9.894	11.08	10.87	9.964	10.42	10.38	10.80	10.28	40- 50	13.42	1126	98.7,59.9
60	4.314	4.501	4.394	4.463	4.839	4.679	4.777	4.705	50- 60	6.126	1132	99.2,60.3
70	3.236	3.319	3.264	3.361	3.639	3.499	3.527	3.460	60- 70	3.891	1136	99.5,60.5
80	2.534	2.505	2.503	2.533	2.587	2.573	2.554	2.527	70- 80	3.104	1139	99.8,60.6
90	0	0	0	0	0	0	0	0	80- 90	2.070	1141	100,60.8
100	0	0	0	0	0	0	0	0	90-100	0	1141	100,60.8
110	0	0	0	0	0	0	0	0	100-110	0	1141	100,60.8
120	0	0	0	0	0	0	0	0	110-120	0	1141	100,60.8
130	0	0	0	0	0	0	0	0	120-130	0	1141	100,60.8
140	0	0	0	0	0	0	0	0	130-140	0	1141	100,60.8
150	0	0	0	0	0	0	0	0	140-150	0	1141	100,60.8
160	0	0	0	0	0	0	0	0	150-160	0	1141	100,60.8
170	0	0	0	0	0	0	0	0	160-170	0	1141	100,60.8
180	0	0	0	0	0	0	0	0	170-180	0	1141	100,60.8
DEG	LUMINOUS INTENSITY:cd									UNIT:lm		

C Range: 0 - 360DEG
C Interval: 30.0DEG
Test Speed: HIGH
Temperature:25.3℃
Operators:zoe
Test Date:2023-6-12

Range: 0 - 180DEG
Interval: 1.0DEG
Test System:EVERFINE GO-SPEX500_V1 SYSTEM V2.00.461
Humidity:65.0%
Test Distance:3.160m [K=1.0000]
Remarks: LAMP:BXRE-30H1000-A-83 Ra:97
LENS:HLTJ00281 HL-52 55R
DRIVER: TDI018NA050EF 500mA
30minutes warm-up

LUMINANCE LIMITATION CURVES

Test:U:120.19V I:0.1694A P:20.141W PF:0.9875 Freq:59.98Hz Lamp Flux:1877.8x1 lm		
NAME: 2319.201Z-H3AM-500	TYPE:	WEIGHT:
SPEC.: 3000K	DIM.:	SERIAL No.: 2306120763
MFR.: RISE	SUR.: 0.002826m2	Shielding Angle:



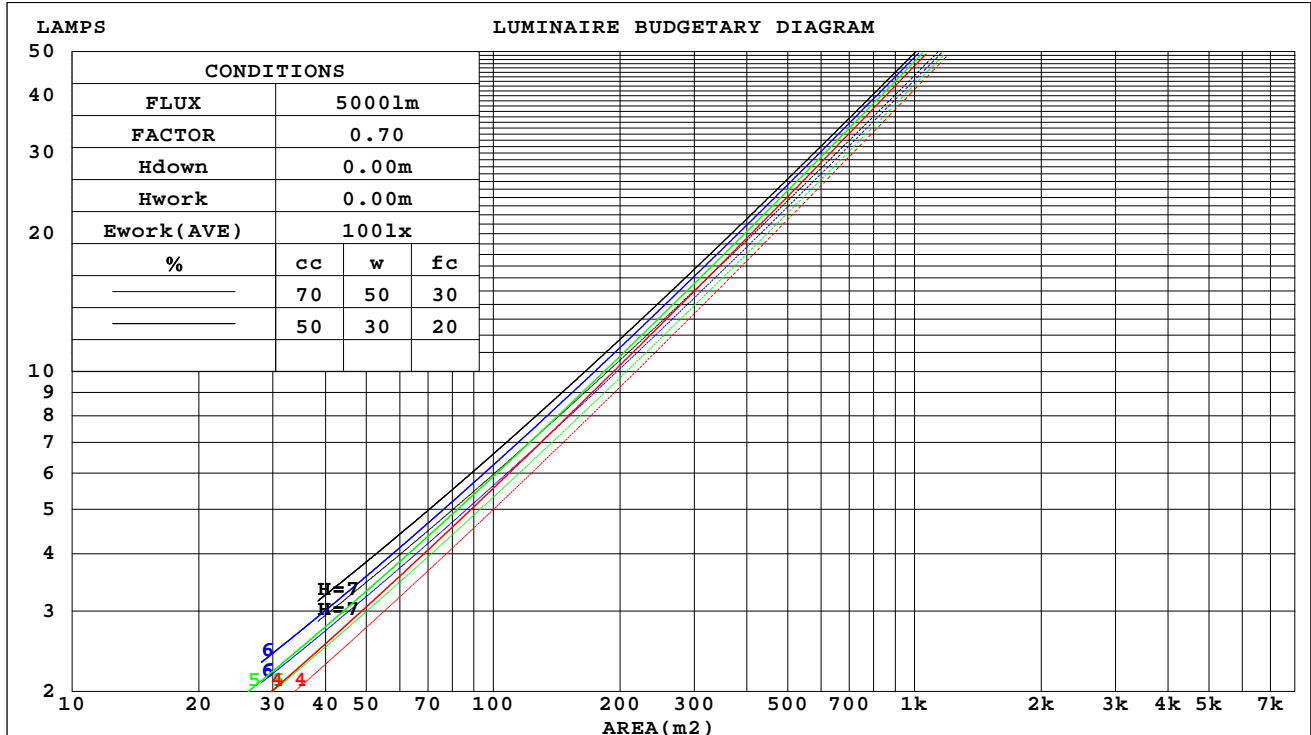
C Range: 0 - 360DEG
C Interval: 30.0DEG
Test Speed: HIGH
Temperature:25.3℃
Operators:zoe
Test Date:2023-6-12

Range: 0 - 180DEG
Interval: 1.0DEG
Test System:EVERFINE GO-SPEX500_V1 SYSTEM V2.00.461
Humidity:65.0%
Test Distance:3.160m [K=1.0000]
Remarks: LAMP:BXRE-30H1000-A-83 Ra:97
LENS:HLTJ00281 HL-52 55R
DRIVER: TDI018NA050EF 500mA
30minutes warm-up

CU AND LUMINAIRE BUDGETARY ESTIMATE DIAGRAM

Test:U:120.19V I:0.1694A P:20.141W PF:0.9875 Freq:59.98Hz Lamp Flux:1877.8x1 lm		
NAME: 2319.201Z-H3AM-500	TYPE:	WEIGHT:
SPEC.: 3000K	DIM.:	SERIAL No.: 2306120763
MFR.: RISE	SUR.: 0.002826m2	Shielding Angle:

cc	80%			70%			50%			30%			10%			0
w	50%	30%	10%	50%	30%	10%	50%	30%	10%	50%	30%	10%	50%	30%	10%	0
fc	20%			20%			20%			20%			20%			0
RCR	RCR:Room Cavity Ratio			Coefficients of Utilization(CU)												
0.0	.72	.72	.72	.71	.71	.71	.68	.68	.68	.65	.65	.65	.62	.62	.62	.61
1.0	.68	.66	.65	.66	.65	.64	.64	.63	.62	.62	.61	.60	.60	.59	.58	.57
2.0	.64	.61	.59	.62	.60	.59	.61	.59	.57	.59	.57	.56	.57	.56	.55	.54
3.0	.60	.57	.55	.59	.56	.54	.57	.55	.54	.56	.54	.53	.55	.53	.52	.51
4.0	.56	.53	.51	.56	.53	.51	.55	.52	.50	.53	.51	.50	.52	.51	.49	.48
5.0	.53	.50	.48	.53	.50	.48	.52	.49	.47	.51	.49	.47	.50	.48	.46	.46
6.0	.51	.47	.45	.50	.47	.45	.49	.47	.45	.49	.46	.44	.48	.46	.44	.43
7.0	.48	.45	.43	.48	.45	.42	.47	.44	.42	.46	.44	.42	.46	.43	.42	.41
8.0	.46	.43	.40	.45	.42	.40	.45	.42	.40	.44	.42	.40	.44	.41	.40	.39
9.0	.44	.40	.38	.43	.40	.38	.43	.40	.38	.42	.40	.38	.42	.39	.38	.37
10.0	.42	.38	.36	.41	.38	.36	.41	.38	.36	.40	.38	.36	.40	.38	.36	.35



C Range: 0 - 360DEG
C Interval: 30.0DEG
Test Speed: HIGH
Temperature:25.3℃
Operators:zoe
Test Date:2023-6-12

Range: 0 - 180DEG
Interval: 1.0DEG
Test System:EVERFINE GO-SPEX500_V1 SYSTEM V2.00.461
Humidity:65.0%
Test Distance:3.160m [K=1.0000]
Remarks: LAMP:BXRE-30H1000-A-83 Ra:97
LENS:HLTJ00281 HL-52 55R
DRIVER: TDI018NA050EF 500mA
30minutes warm-up

WEC AND CCEC

Test:U:120.19V I:0.1694A P:20.141W PF:0.9875 Freq:59.98Hz Lamp Flux:1877.8x1 lm		
NAME: 2319.201Z-H3AM-500	TYPE:	WEIGHT:
SPEC.: 3000K	DIM.:	SERIAL No.: 2306120763
MFR.: RISE	SUR.: 0.002826m2	Shielding Angle:

cc	80%			70%			50%			30%			10%			0
w	50%	30%	10%	50%	30%	10%	50%	30%	10%	50%	30%	10%	50%	30%	10%	0
fc	20%			20%			20%			20%			20%			0
RCR	RCR:Room Cavity Ratio Wall Exitance Coefficients(WEC)															
0.0																
1.0	.101	.057	.018	.097	.055	.018	.089	.051	.016	.082	.047	.015	.076	.044	.014	
2.0	.095	.052	.016	.092	.050	.016	.085	.047	.015	.079	.044	.014	.074	.042	.013	
3.0	.090	.048	.014	.087	.046	.014	.081	.044	.013	.076	.042	.013	.072	.040	.012	
4.0	.085	.044	.013	.083	.043	.013	.078	.041	.012	.074	.040	.012	.070	.038	.012	
5.0	.081	.041	.012	.079	.040	.012	.075	.039	.011	.071	.037	.011	.068	.036	.011	
6.0	.077	.039	.011	.075	.038	.011	.072	.037	.011	.068	.036	.010	.065	.034	.010	
7.0	.074	.036	.010	.072	.036	.010	.069	.035	.010	.066	.034	.010	.063	.033	.010	
8.0	.071	.035	.010	.069	.034	.010	.066	.033	.009	.064	.032	.009	.061	.032	.009	
9.0	.068	.033	.009	.067	.032	.009	.064	.032	.009	.062	.031	.009	.060	.030	.009	
10.0	.065	.031	.009	.064	.031	.009	.062	.030	.009	.060	.030	.008	.058	.029	.008	

cc	80%			70%			50%			30%			10%			0
w	50%	30%	10%	50%	30%	10%	50%	30%	10%	50%	30%	10%	50%	30%	10%	0
fc	20%			20%			20%			20%			20%			0
RCR	RCR:Room Cavity Ratio Ceiling Cavity Exitance Coefficients(CCEC)															
0.0	.116	.116	.116	.099	.099	.099	.068	.068	.068	.039	.039	.039	.012	.012	.012	
1.0	.103	.096	.089	.089	.082	.076	.061	.056	.053	.035	.033	.031	.011	.011	.010	
2.0	.094	.081	.070	.080	.069	.060	.055	.048	.042	.032	.028	.025	.010	.009	.008	
3.0	.086	.069	.056	.073	.059	.048	.050	.041	.034	.029	.024	.020	.009	.008	.007	
4.0	.079	.060	.045	.068	.052	.039	.047	.036	.028	.027	.021	.016	.009	.007	.005	
5.0	.073	.053	.037	.063	.046	.033	.043	.032	.023	.025	.019	.014	.008	.006	.004	
6.0	.069	.047	.031	.059	.041	.027	.041	.028	.019	.024	.017	.011	.008	.005	.004	
7.0	.065	.042	.027	.055	.037	.023	.038	.026	.016	.022	.015	.010	.007	.005	.003	
8.0	.061	.038	.023	.052	.033	.020	.036	.023	.014	.021	.014	.008	.007	.005	.003	
9.0	.058	.035	.020	.050	.030	.017	.035	.021	.012	.020	.013	.007	.007	.004	.002	
10.0	.055	.032	.017	.048	.028	.015	.033	.020	.011	.019	.012	.006	.006	.004	.002	

C Range: 0 - 360DEG
C Interval: 30.0DEG
Test Speed: HIGH
Temperature:25.3℃
Operators:zoe
Test Date:2023-6-12

Range: 0 - 180DEG
Interval: 1.0DEG
Test System:EVERFINE GO-SPEX500_V1 SYSTEM V2.00.461
Humidity:65.0%
Test Distance:3.160m [K=1.0000]
Remarks: LAMP:BXRE-30H1000-A-83 Ra:97
LENS:HLTJ00281 HL-52 55R
DRIVER: TDI018NA050EF 500mA
30minutes warm-up

UGR(Unified Glare Rating) Table

Test:U:120.19V I:0.1694A P:20.141W PF:0.9875 Freq:59.98Hz Lamp Flux:1877.8x1 lm										
NAME: 2319.201Z-H3AM-500					TYPE:			WEIGHT:		
SPEC.: 3000K					DIM.:			SERIAL No.: 2306120763		
MFR.: RISE					SUR.: 0.002826m2			Shielding Angle:		
ceiling/cavity	0.7	0.7	0.5	0.5	0.3	0.7	0.7	0.5	0.5	0.3
walls	0.5	0.3	0.5	0.3	0.3	0.5	0.3	0.5	0.3	0.3
working plane	0.2	0.2	0.2	0.2	0.2	0.2	0.2	0.2	0.2	0.2
Room dimensions	Viewed crosswise					Viewed endwise				
x = 2H y = 2H	13.4	14.3	13.6	14.4	14.6	14.1	14.9	14.3	15.1	15.2
3H	13.4	14.1	13.6	14.3	14.5	14.0	14.8	14.2	15.0	15.2
4H	13.4	14.1	13.6	14.3	14.5	14.0	14.7	14.3	14.9	15.2
6H	13.4	14.1	13.7	14.4	14.6	14.0	14.7	14.3	14.9	15.2
8H	13.5	14.2	13.8	14.4	14.7	14.1	14.7	14.4	15.0	15.2
12H	13.6	14.3	13.9	14.5	14.8	14.2	14.8	14.5	15.1	15.3
4H 2H	13.2	13.9	13.5	14.2	14.4	13.8	14.6	14.1	14.8	15.0
3H	13.2	13.8	13.5	14.1	14.4	13.8	14.5	14.1	14.7	15.0
4H	13.3	13.8	13.6	14.1	14.4	13.9	14.4	14.2	14.7	15.0
6H	13.4	13.9	13.8	14.3	14.6	14.0	14.5	14.3	14.8	15.2
8H	13.6	14.0	13.9	14.4	14.7	14.1	14.6	14.5	14.9	15.3
12H	13.8	14.2	14.2	14.6	15.0	14.3	14.7	14.7	15.1	15.5
8H 4H	13.2	13.7	13.6	14.0	14.4	13.8	14.3	14.2	14.6	15.0
6H	13.5	13.9	13.9	14.2	14.7	14.0	14.4	14.4	14.8	15.2
8H	13.7	14.1	14.2	14.5	14.9	14.2	14.5	14.6	15.0	15.4
12H	14.1	14.4	14.6	14.9	15.3	14.5	14.8	15.0	15.3	15.7
12H 4H	13.2	13.6	13.6	14.0	14.4	13.8	14.2	14.2	14.6	15.0
6H	13.5	13.8	13.9	14.2	14.7	14.0	14.3	14.4	14.8	15.2
8H	13.8	14.1	14.2	14.5	15.0	14.2	14.5	14.7	15.0	15.5
Variations with the observer position at spacings(CIE Pub.117):										
S = 1.0H	+ 1.5 / - 1.1					+ 2.1 / - 1.4				
1.5H	+ 2.8 / - 1.0					+ 3.7 / - 1.2				
2.0H	+ 0.9 / - 0.4					+ 1.1 / - 0.4				

CIE Pub.117, 1878 lm Total Lamp Luminous Flux Correct (8log(F/F0) = 2.2)
Area: 0.002826 m2

C Range: 0 - 360DEG
C Interval: 30.0DEG
Test Speed: HIGH
Temperature:25.3℃
Operators:zoe
Test Date:2023-6-12

Range: 0 - 180DEG
Interval: 1.0DEG
Test System:EVERFINE GO-SPEX500_V1 SYSTEM V2.00.461
Humidity:65.0%
Test Distance:3.160m [K=1.0000]
Remarks: LAMP:BXRE-30H1000-A-83 Ra:97
LENS:HLTJ00281 HL-52 55R
DRIVER: TDI018NA050EF 500mA
30minutes warm-up

UTILIZATION FACTORS TABLE

Test:U:120.19V I:0.1694A P:20.141W PF:0.9875 Freq:59.98Hz Lamp Flux:1877.8x1 lm		
NAME: 2319.201Z-H3AM-500	TYPE:	WEIGHT:
SPEC.: 3000K	DIM.:	SERIAL No.: 2306120763
MFR.: RISE	SUR.: 0.002826m2	Shielding Angle:

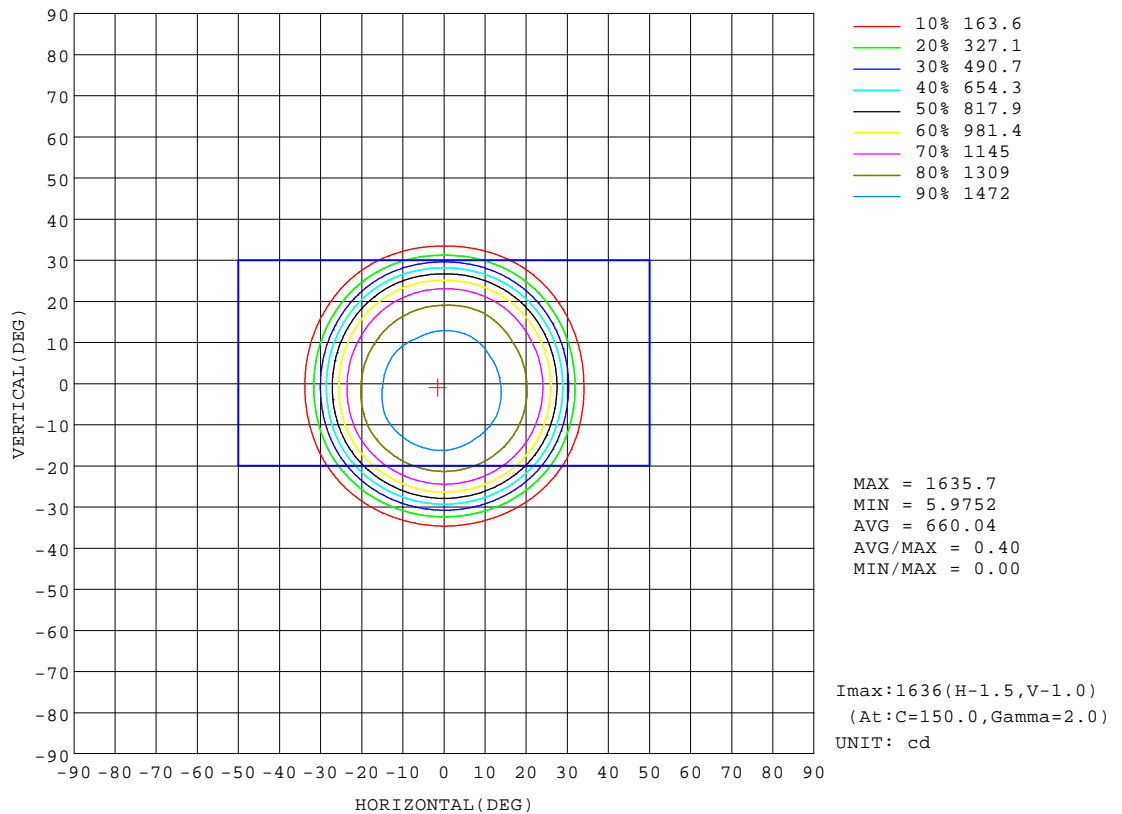
REFLECTANCE										
Ceiling	0.8	0.8	0.8	0.7	0.7	0.7	0.5	0.5	0.5	0
Walls	0.7	0.5	0.3	0.7	0.5	0.3	0.7	0.5	0.3	0
Working plane	0.2	0.2	0.2	0.2	0.2	0.2	0.2	0.2	0.2	0
ROOM INDEX	UTILIZATION FACTORS(PERCENT) $k(RI) \times RCR = 5$									
k = 0.60	55	51	49	54	51	49	54	51	49	47
0.80	59	56	54	59	56	54	58	55	53	51
1.00	61	58	56	61	58	56	60	58	56	53
1.25	64	61	59	63	60	58	62	60	58	56
1.50	65	62	61	64	62	60	63	61	60	57
2.00	66	64	62	66	63	62	64	62	61	58
2.50	67	65	64	66	64	63	65	63	62	58
3.00	68	66	65	67	65	64	65	64	63	59
4.00	69	68	67	68	67	66	66	65	64	60
5.00	70	69	68	69	68	67	66	66	65	60
ROOM INDEX	UF(total)									Direct
According to DIN EN 13032-2 2004			Suspended					SHRNOM = 1.25		

C Range: 0 - 360DEG
C Interval: 30.0DEG
Test Speed: HIGH
Temperature:25.3℃
Operators:zoe
Test Date:2023-6-12

Range: 0 - 180DEG
Interval: 1.0DEG
Test System:EVERFINE GO-SPEX500_V1 SYSTEM V2.00.461
Humidity:65.0%
Test Distance:3.160m [K=1.0000]
Remarks: LAMP:BXRE-30H1000-A-83 Ra:97
LENS:HLTJ00281 HL-52 55R
DRIVER: TDI018NA050EF 500mA
30minutes warm-up

ISOCANDELA DIAGRAM

Test:U:120.19V I:0.1694A P:20.141W PF:0.9875 Freq:59.98Hz Lamp Flux:1877.8x1 lm		
NAME: 2319.201Z-H3AM-500	TYPE:	WEIGHT:
SPEC.: 3000K	DIM.:	SERIAL No.: 2306120763
MFR.: RISE	SUR.: 0.002826m2	Shielding Angle:

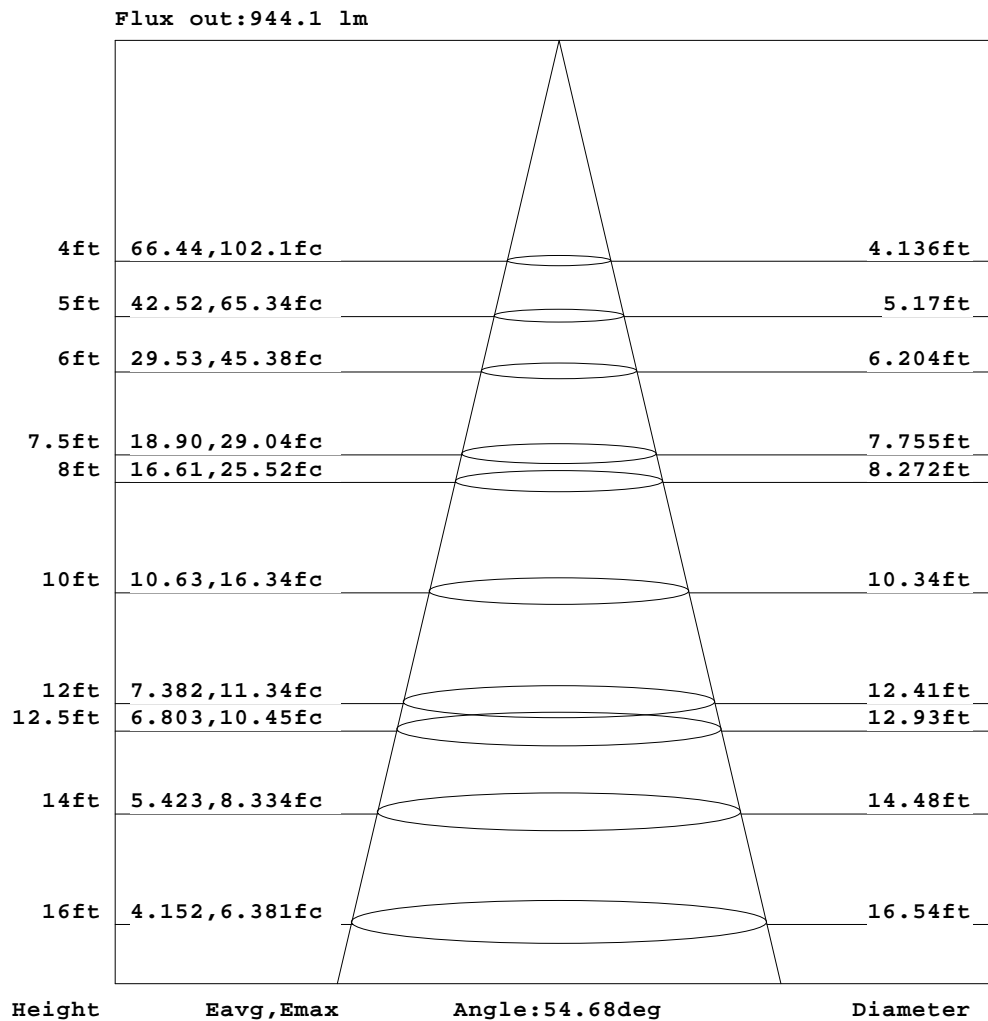


C Range: 0 - 360DEG
C Interval: 30.0DEG
Test Speed: HIGH
Temperature:25.3℃
Operators:zoe
Test Date:2023-6-12

Range: 0 - 180DEG
Interval: 1.0DEG
Test System:EVERFINE GO-SPEX500_V1 SYSTEM V2.00.461
Humidity:65.0%
Test Distance:3.160m [K=1.0000]
Remarks: LAMP:BXRE-30H1000-A-83 Ra:97
LENS:HLTJ00281 HL-52 55R
DRIVER: TDI018NA050EF 500mA
30minutes warm-up

AAI Figure

Test:U:120.19V I:0.1694A P:20.141W PF:0.9875 Freq:59.98Hz Lamp Flux:1877.8x1 lm		
NAME: 2319.201Z-H3AM-500	TYPE:	WEIGHT:
SPEC.: 3000K	DIM.:	SERIAL No.: 2306120763
MFR.: RISE	SUR.: 0.002826m2	Shielding Angle:



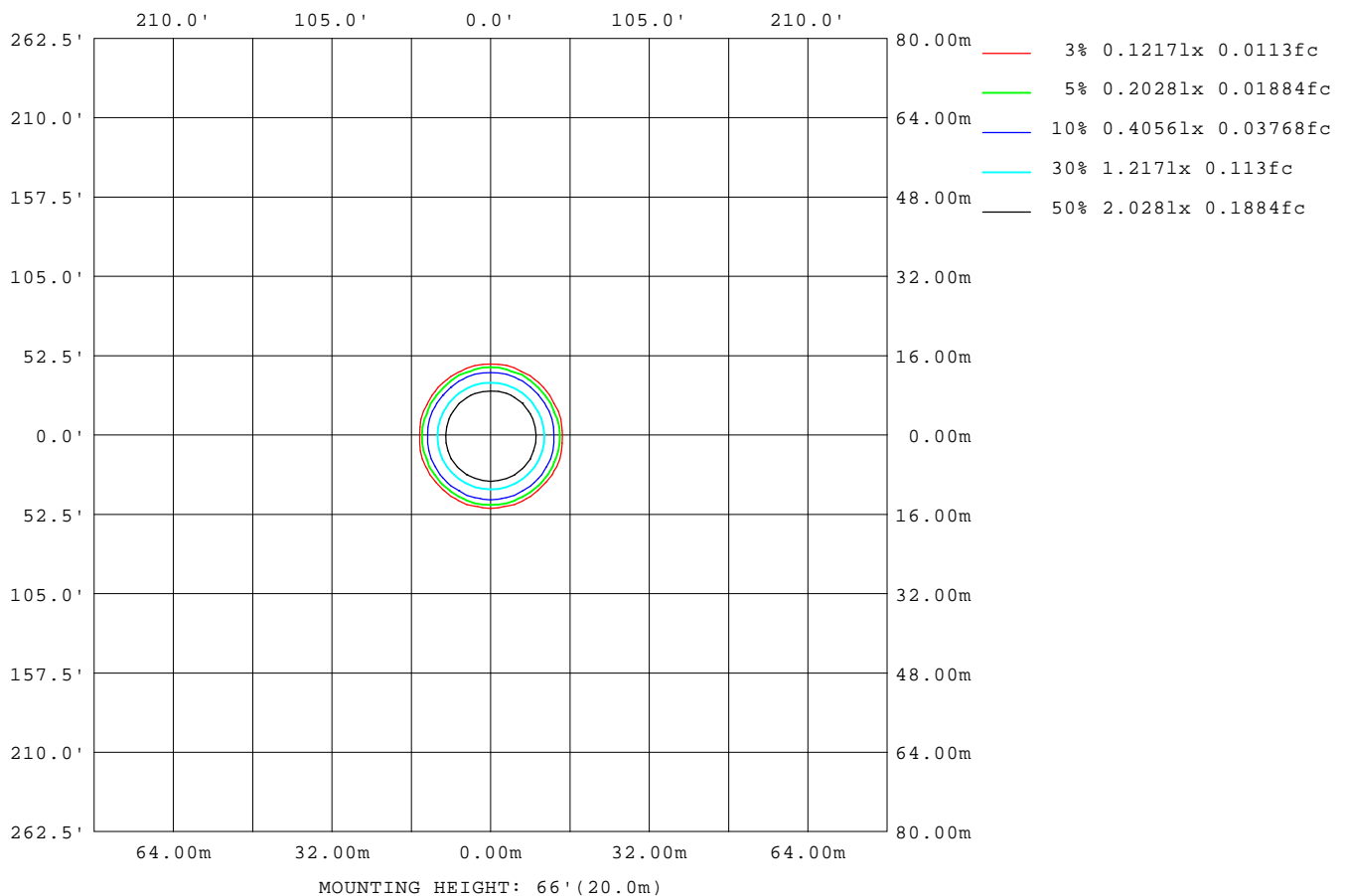
Note: The Curves indicate the illuminated area and the average illumination when the luminaire is at different distance.

C Range: 0 - 360DEG
C Interval: 30.0DEG
Test Speed: HIGH
Temperature: 25.3°C
Operators: zoe
Test Date: 2023-6-12

Range: 0 - 180DEG
Interval: 1.0DEG
Test System: EVERFINE GO-SPEX500_V1 SYSTEM V2.00.461
Humidity: 65.0%
Test Distance: 3.160m [K=1.0000]
Remarks: LAMP: BXRE-30H1000-A-83 Ra: 97
LENS: HLTJ00281 HL-52 55R
DRIVER: TDI018NA050EF 500mA
30minutes warm-up

ISOLUX DIAGRAM

Test:U:120.19V I:0.1694A P:20.141W PF:0.9875 Freq:59.98Hz Lamp Flux:1877.8x1 lm		
NAME: 2319.201Z-H3AM-500	TYPE:	WEIGHT:
SPEC.: 3000K	DIM.:	SERIAL No.: 2306120763
MFR.: RISE	SUR.: 0.002826m2	Shielding Angle:



C Range: 0 - 360DEG
C Interval: 30.0DEG
Test Speed: HIGH
Temperature:25.3°C
Operators:zoe
Test Date:2023-6-12

Range: 0 - 180DEG
Interval: 1.0DEG
Test System:EVERFINE GO-SPEX500_V1 SYSTEM V2.00.461
Humidity:65.0%
Test Distance:3.160m [K=1.0000]
Remarks: LAMP:BXRE-30H1000-A-83 Ra:97
LENS:HLTJ00281 HL-52 55R
DRIVER: TDI018NA050EF 500mA
30minutes warm-up

LED Avg.L Report

Test:U:120.19V I:0.1694A P:20.141W PF:0.9875 Freq:59.98Hz Lamp Flux:1877.8x1 lm		
NAME: 2319.201Z-H3AM-500	TYPE:	WEIGHT:
SPEC.: 3000K	DIM.:	SERIAL No.: 2306120763
MFR.: RISE	SUR.: 0.002826m2	Shielding Angle:

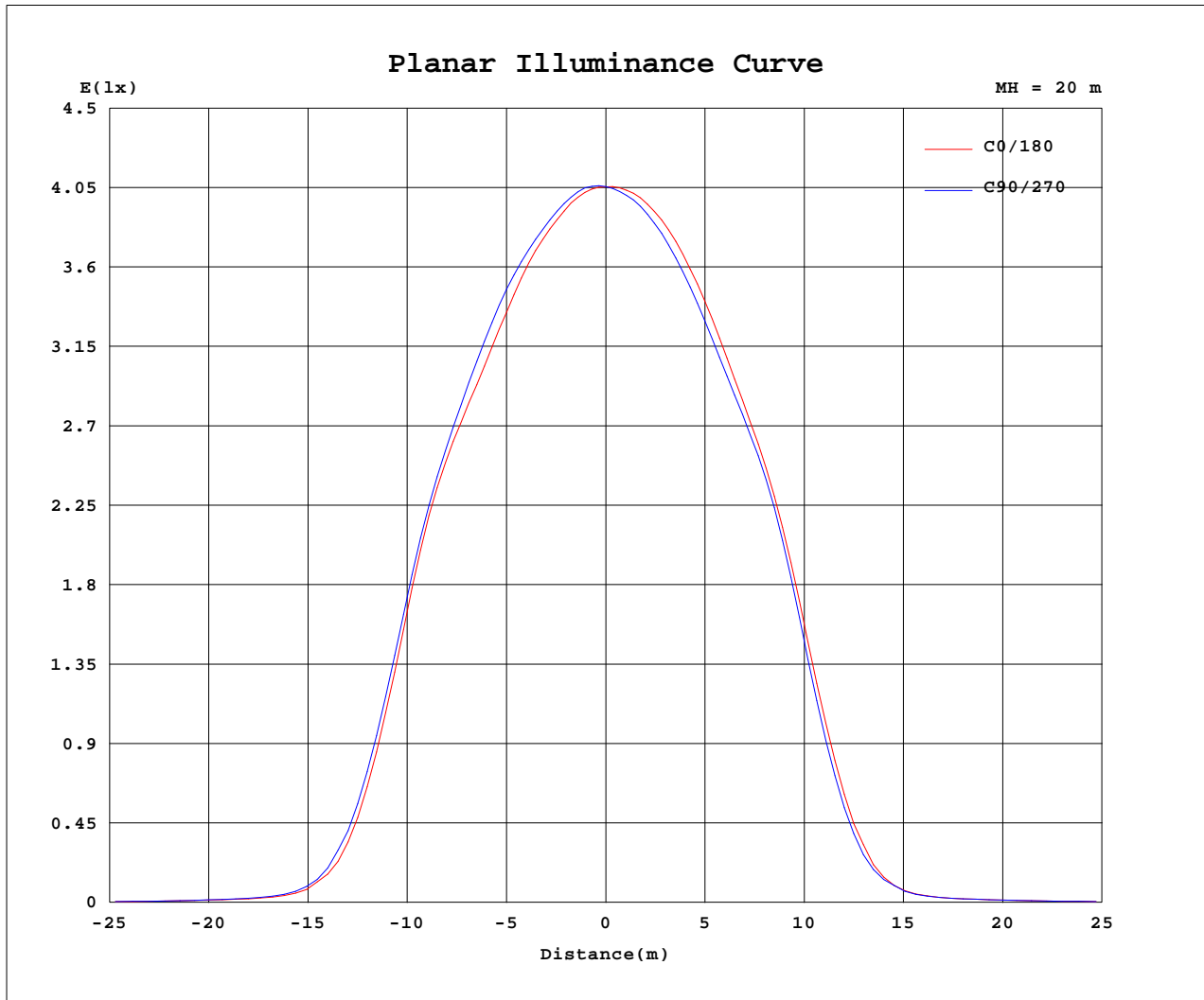
AvgL	cd/m2
L_0~180(65)av	3266
L_0~180(75)av	4008
L_0~180(85)av	9325
L_90~270(65)av	3250
L_90~270(75)av	3953
L_90~270(85)av	9236
L_45(65)av	3257
L_45(75)av	3967
L_45(85)av	9244

Standard: GB/T 29293-2012

C Range: 0 - 360DEG
C Interval: 30.0DEG
Test Speed: HIGH
Temperature:25.3℃
Operators:zoe
Test Date:2023-6-12

Range: 0 - 180DEG
Interval: 1.0DEG
Test System:EVERFINE GO-SPEX500_V1 SYSTEM V2.00.461
Humidity:65.0%
Test Distance:3.160m [K=1.0000]
Remarks: LAMP:BXRE-30H1000-A-83 Ra:97
LENS:HLTJ00281 HL-52 55R
DRIVER: TDI018NA050EF 500mA
30minutes warm-up

Planar Illuminance Curve



C Range: 0 - 360DEG
 C Interval: 30.0DEG
 Test Speed: HIGH
 Temperature: 25.3 °C
 Operators: zoe
 Test Date: 2023-6-12

Range: 0 - 180DEG
 Interval: 1.0DEG
 Test System: EVERFINE GO-SPEX500_V1 SYSTEM V2.00.461
 Humidity: 65.0%
 Test Distance: 3.160m [K=1.0000]
 Remarks: LAMP: BXRE-30H1000-A-83 Ra: 97
 LENS: HLTJ00281 HL-52 55R
 DRIVER: TDI018NA050EF 500mA
 30minutes warm-up

LUMINOUS DISTRIBUTION INTENSITY DATA

Test:U:120.19V I:0.1694A P:20.141W PF:0.9875 Freq:59.98Hz Lamp Flux:1877.8x1 lm		
NAME: 2319.201Z-H3AM-500	TYPE:	WEIGHT:
SPEC.: 3000K	DIM.:	SERIAL No.: 2306120763
MFR.: RISE	SUR.: 0.002826m2	Shielding Angle:

Table--1

UNIT: cd

C(DEG) (DEG)	0	30	60	90	120	150	180	210	240	270	300	330						
0	1624	1624	1624	1624	1624	1624	1624	1624	1624	1624	1624	1624						
5	1605	1612	1614	1618	1621	1620	1617	1605	1598	1598	1596	1594						
10	1549	1566	1571	1575	1579	1581	1570	1552	1534	1530	1531	1529						
15	1444	1475	1486	1504	1503	1501	1469	1451	1424	1419	1424	1415						
20	1315	1340	1356	1363	1354	1346	1315	1291	1281	1279	1291	1287						
25	1074	1106	1108	1110	1088	1077	1036	1004	1004	990	1008	1025						
30	526	567	574	583	557	543	497	458	458	443	456	475						
35	118	138	140	142	131	123	106	94.1	93.3	96.0	98.7	99.6						
40	28.4	33.3	34.2	33.5	30.9	29.5	27.2	26.8	26.7	26.7	26.7	25.8						
45	16.0	18.2	18.7	18.2	16.3	16.4	16.1	16.3	16.1	16.5	15.9	15.6						
50	9.89	11.0	11.2	10.9	9.65	10.3	10.4	10.4	10.4	10.8	10.3	10.3						
55	6.26	6.67	6.76	6.51	5.89	6.45	6.73	6.64	6.62	6.94	6.79	6.70						
60	4.31	4.46	4.55	4.39	4.31	4.61	4.84	4.76	4.60	4.78	4.82	4.59						
65	3.67	3.75	3.82	3.72	3.69	3.93	4.13	4.06	3.94	4.05	4.06	3.87						
70	3.24	3.29	3.35	3.26	3.27	3.46	3.64	3.54	3.45	3.53	3.54	3.38						
75	2.83	2.81	2.84	2.85	2.83	2.93	3.04	3.03	2.94	2.93	2.93	2.91						
80	2.53	2.50	2.51	2.50	2.51	2.55	2.59	2.58	2.57	2.55	2.53	2.53						
85	2.32	2.30	2.30	2.28	2.26	2.27	2.28	2.25	2.27	2.27	2.27	2.30						
90	0.00	0.00	0.00	0.00	0.00	0.00	0.00	0.00	0.00	0.00	0.00	0.00						
95	0.00	0.00	0.00	0.00	0.00	0.00	0.00	0.00	0.00	0.00	0.00	0.00						
100	0.00	0.00	0.00	0.00	0.00	0.00	0.00	0.00	0.00	0.00	0.00	0.00						
105	0.00	0.00	0.00	0.00	0.00	0.00	0.00	0.00	0.00	0.00	0.00	0.00						
110	0.00	0.00	0.00	0.00	0.00	0.00	0.00	0.00	0.00	0.00	0.00	0.00						
115	0.00	0.00	0.00	0.00	0.00	0.00	0.00	0.00	0.00	0.00	0.00	0.00						
120	0.00	0.00	0.00	0.00	0.00	0.00	0.00	0.00	0.00	0.00	0.00	0.00						
125	0.00	0.00	0.00	0.00	0.00	0.00	0.00	0.00	0.00	0.00	0.00	0.00						
130	0.00	0.00	0.00	0.00	0.00	0.00	0.00	0.00	0.00	0.00	0.00	0.00						
135	0.00	0.00	0.00	0.00	0.00	0.00	0.00	0.00	0.00	0.00	0.00	0.00						
140	0.00	0.00	0.00	0.00	0.00	0.00	0.00	0.00	0.00	0.00	0.00	0.00						
145	0.00	0.00	0.00	0.00	0.00	0.00	0.00	0.00	0.00	0.00	0.00	0.00						
150	0.00	0.00	0.00	0.00	0.00	0.00	0.00	0.00	0.00	0.00	0.00	0.00						
155	0.00	0.00	0.00	0.00	0.00	0.00	0.00	0.00	0.00	0.00	0.00	0.00						
160	0.00	0.00	0.00	0.00	0.00	0.00	0.00	0.00	0.00	0.00	0.00	0.00						
165	0.00	0.00	0.00	0.00	0.00	0.00	0.00	0.00	0.00	0.00	0.00	0.00						
170	0.00	0.00	0.00	0.00	0.00	0.00	0.00	0.00	0.00	0.00	0.00	0.00						
175	0.00	0.00	0.00	0.00	0.00	0.00	0.00	0.00	0.00	0.00	0.00	0.00						
180	0.00	0.00	0.00	0.00	0.00	0.00	0.00	0.00	0.00	0.00	0.00	0.00						

C Range: 0 - 360DEG
C Interval: 30.0DEG
Test Speed: HIGH
Temperature:25.3℃
Operators:zoe
Test Date:2023-6-12

Range: 0 - 180DEG
Interval: 1.0DEG
Test System:EVERFINE GO-SPEX500_V1 SYSTEM V2.00.461
Humidity:65.0%
Test Distance:3.160m [K=1.0000]
Remarks: LAMP:BXRE-30H1000-A-83 Ra:97
LENS:HLTJ00281 HL-52 55R
DRIVER: TDI018NA050EF 500mA
30minutes warm-up